

# ALGIresearch



## **New York's Puerto Rican Diaspora** Findings and Recommendations from a statewide survey

May 2019

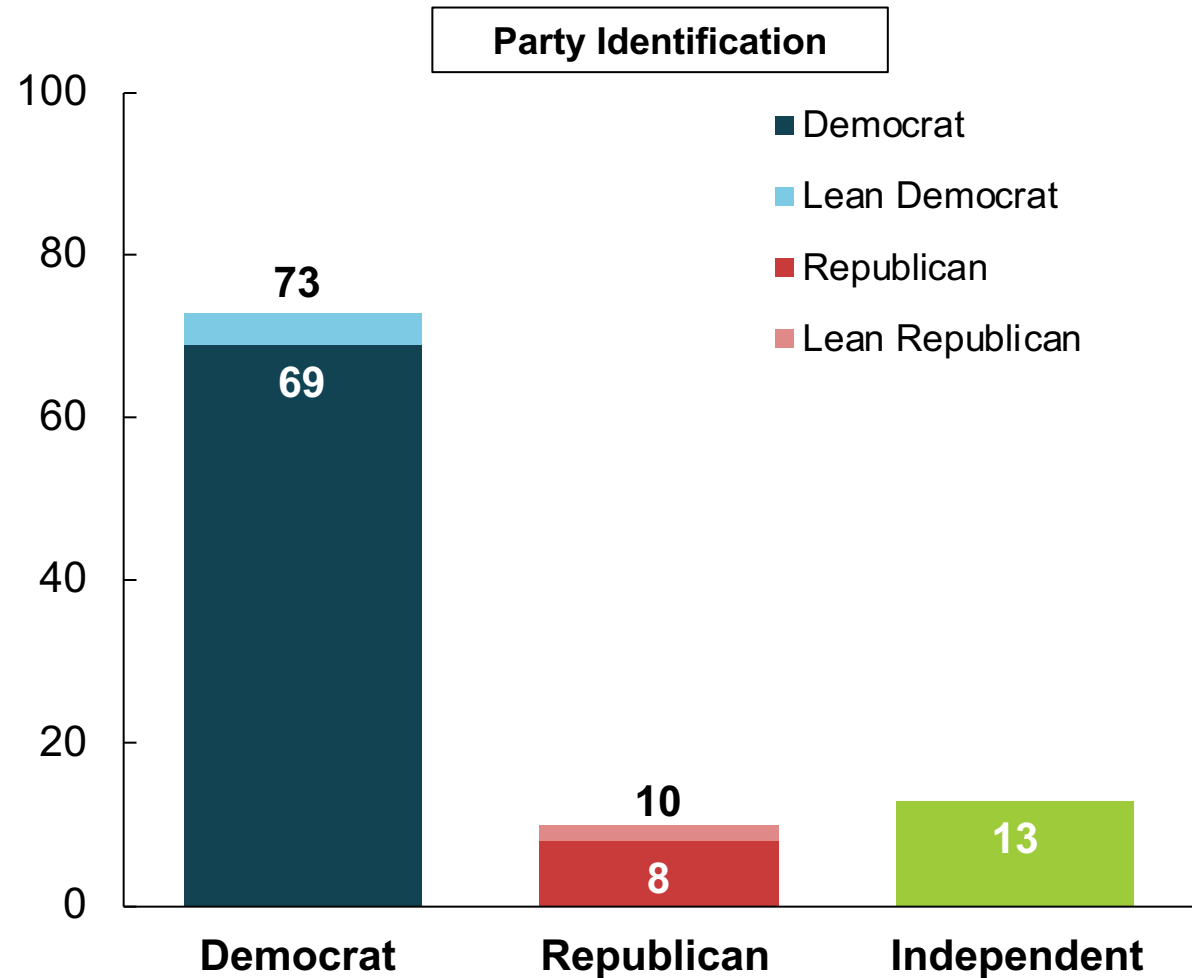
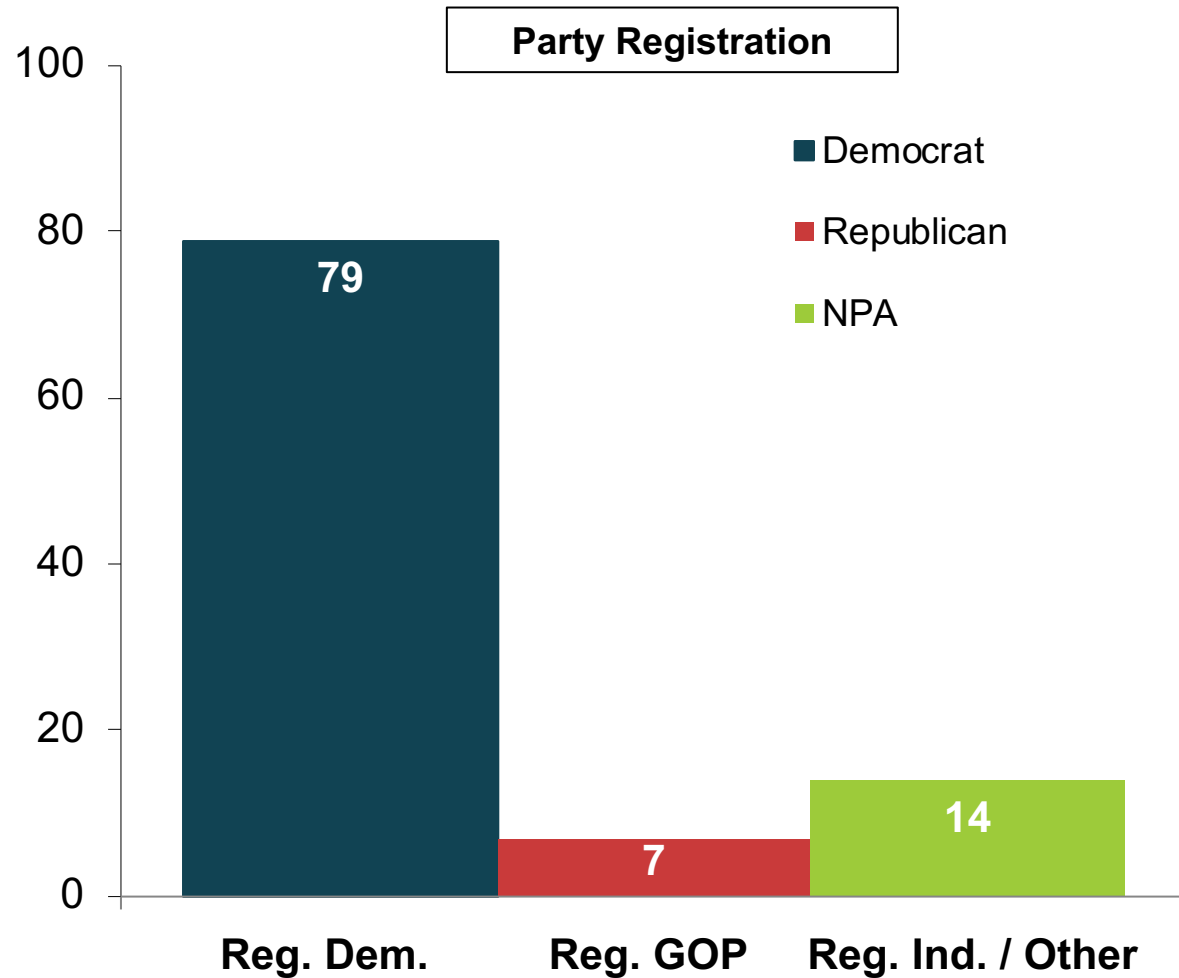
# Survey Methodology

- A statewide survey of 500 likely November 2020 Puerto Rican voters in New York, and an oversample of N=50 in NY CD-07, was conducted May 6-9, 2019 via landlines and cellphones. This survey employed professional, bilingual interviewers.
- The margin of error for the statewide sample is +/- 4.4 percentage points at the 95% level of confidence. The margin of error for subgroups varies and is higher.
- 65% of interviews were conducted via cell phone.

# POLITICAL ENVIRONMENT

---

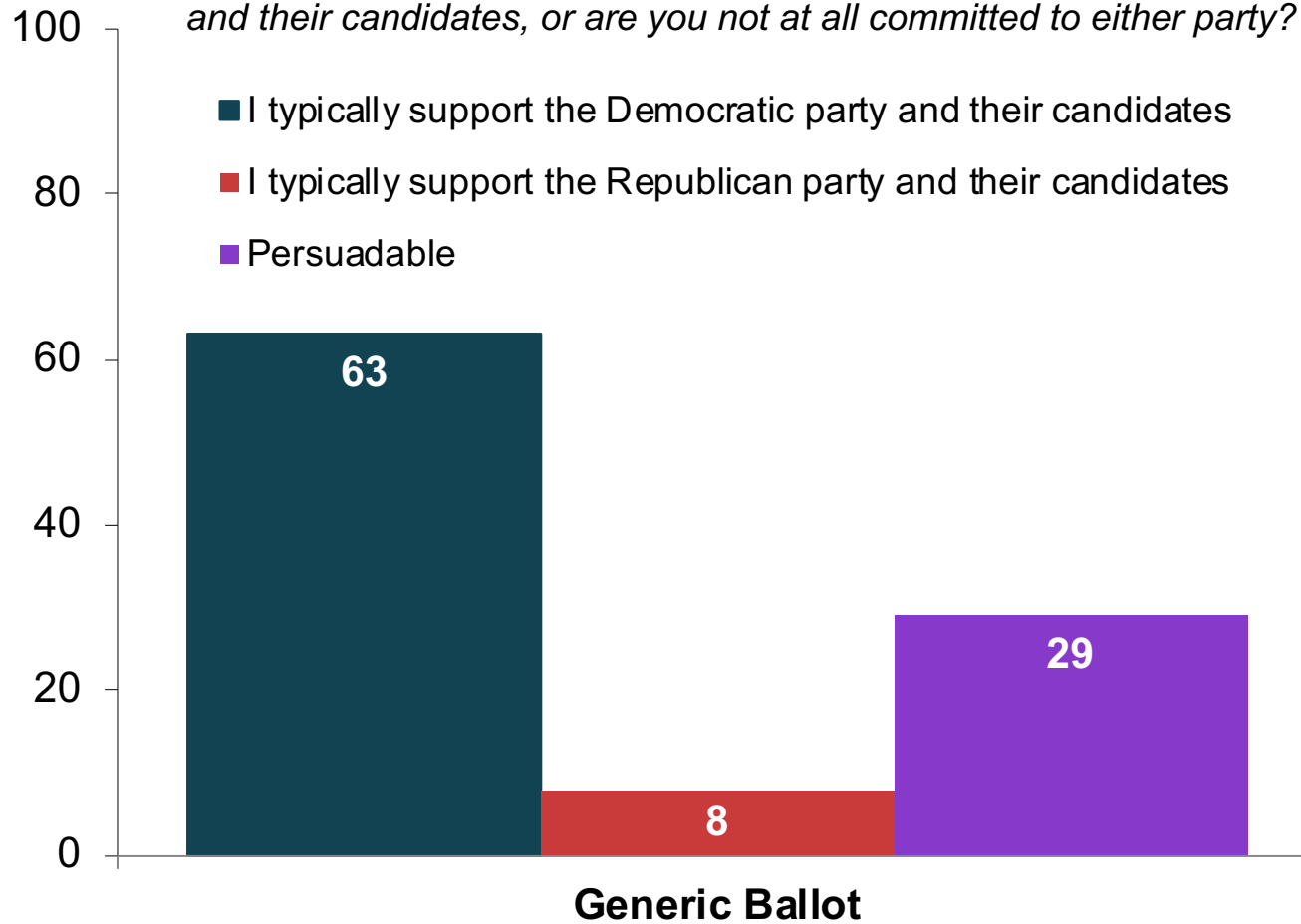
# Puerto Ricans in New York are strongly Democratic, in both registration and party self-identification.



# More than one-quarter of the NY diaspora is persuadable on a generic ballot, including 23% who say they are not at all committed to either party.

Registered Democrats are fairly loyal in a generic ballot, while nearly 40% of Puerto Rican Republicans are persuadable.

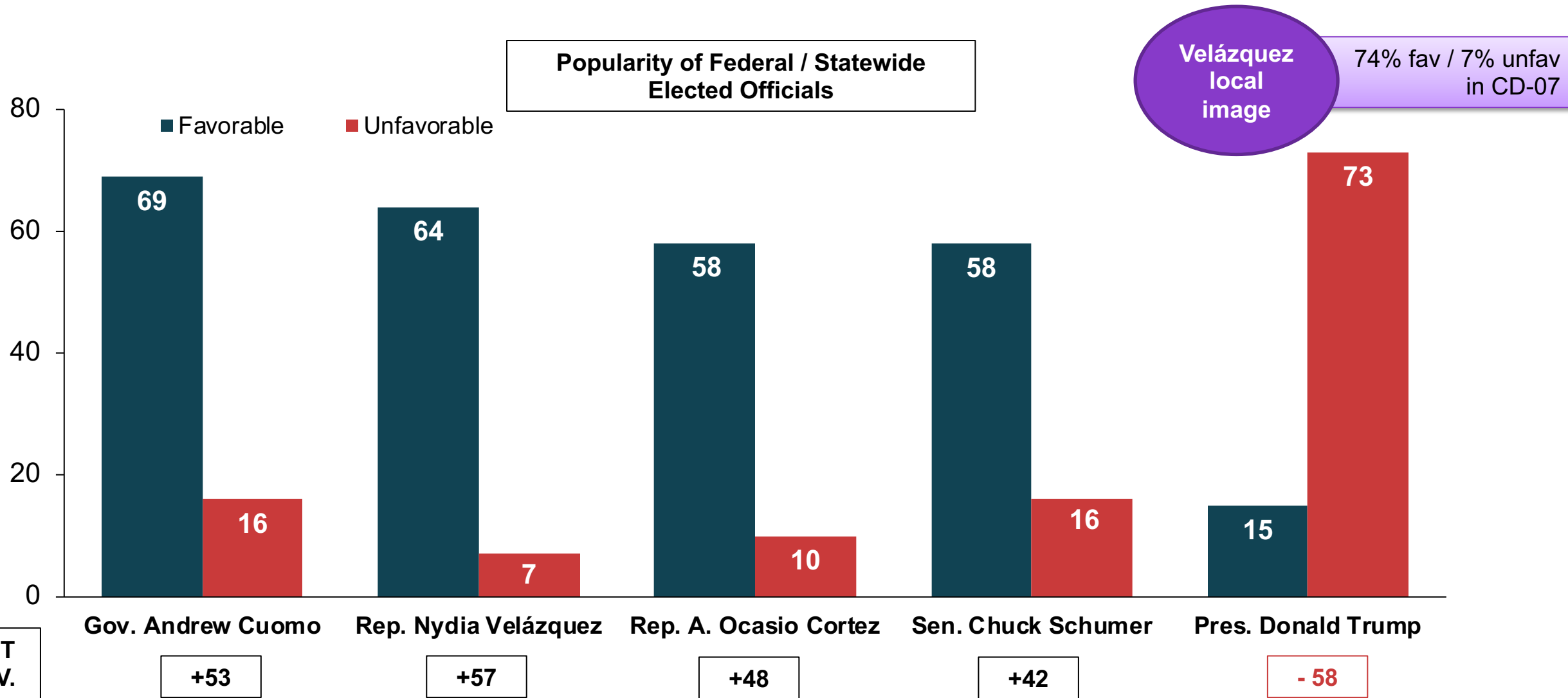
*Thinking about U.S. elections, do you typically support the Democratic Party and their candidates, do you typically support the Republican party and their candidates, or are you not at all committed to either party?*



Generic Ballot	Dem.	Rep.	Persuadable
<b>Statewide</b>	<b>63</b>	<b>8</b>	<b>29</b>
Men	55	10	35
Women	67	6	26
Age 18-34	73	5	22
Age 35-49	59	9	33
Age 50-64	58	8	33
Age 65+	64	9	27
Democrat	80	1	18
Republican	8	55	37
Independent	20	10	70
CD-7	65	8	26
CD-15	63	9	28

Federal and statewide Democrats receive strong favorable ratings from Puerto Rican voters. Meanwhile, Trump is viewed unfavorably by roughly 3-in-4 Puerto Ricans statewide.

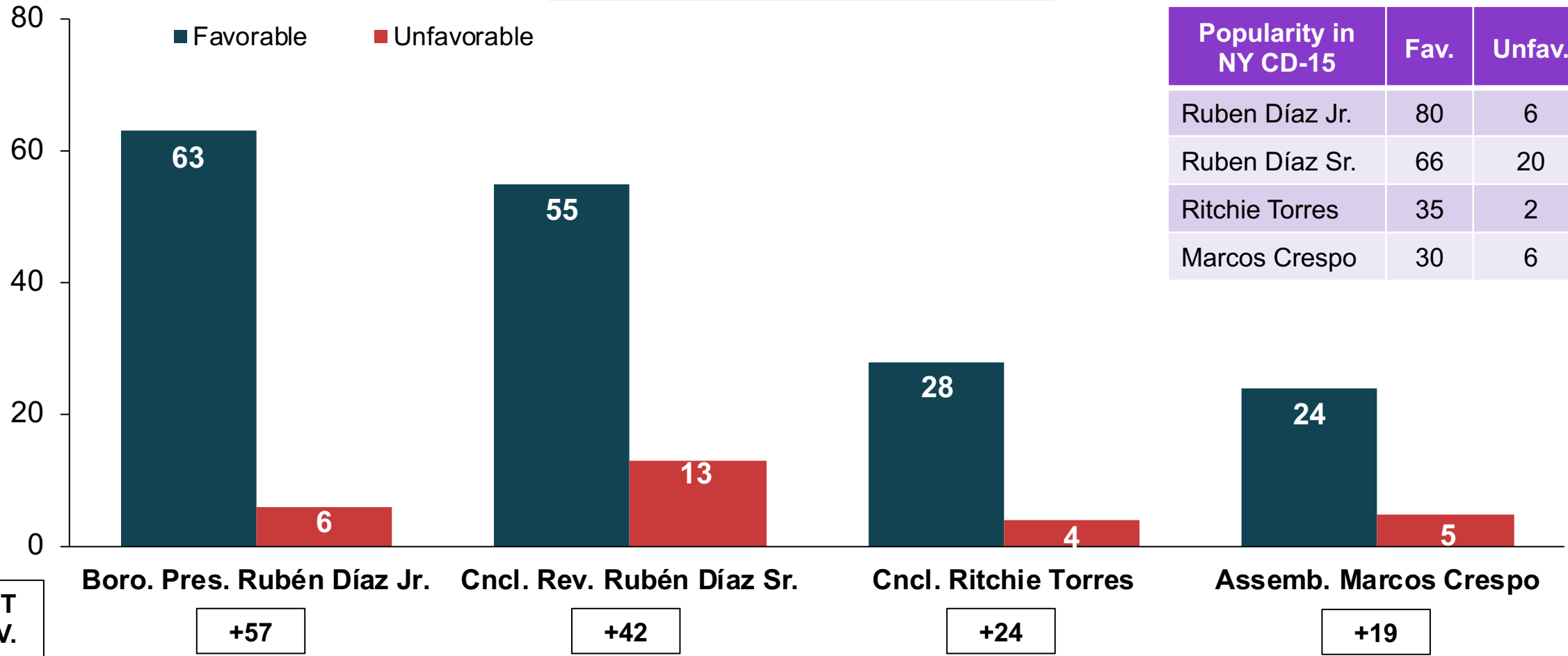
Velázquez has a particularly strong brand in her district (74% fav / 7% unfav).



Rubén Díaz Junior has a very strong rating among Puerto Ricans statewide, including a 42% very favorable rating – outpacing his father’s image.

Crespo and Torres are much less defined – with roughly 70% of Puerto Ricans unable to rate them statewide and over 60% who cannot rate them in the CD-15 Serrano seat.

Popularity of Local Elected Officials



Popularity in NY CD-15	Fav.	Unfav.	Can't Rate
Ruben Díaz Jr.	80	6	14
Ruben Díaz Sr.	66	20	14
Ritchie Torres	35	2	62
Marcos Crespo	30	6	65

# PUERTO RICO STATEHOOD

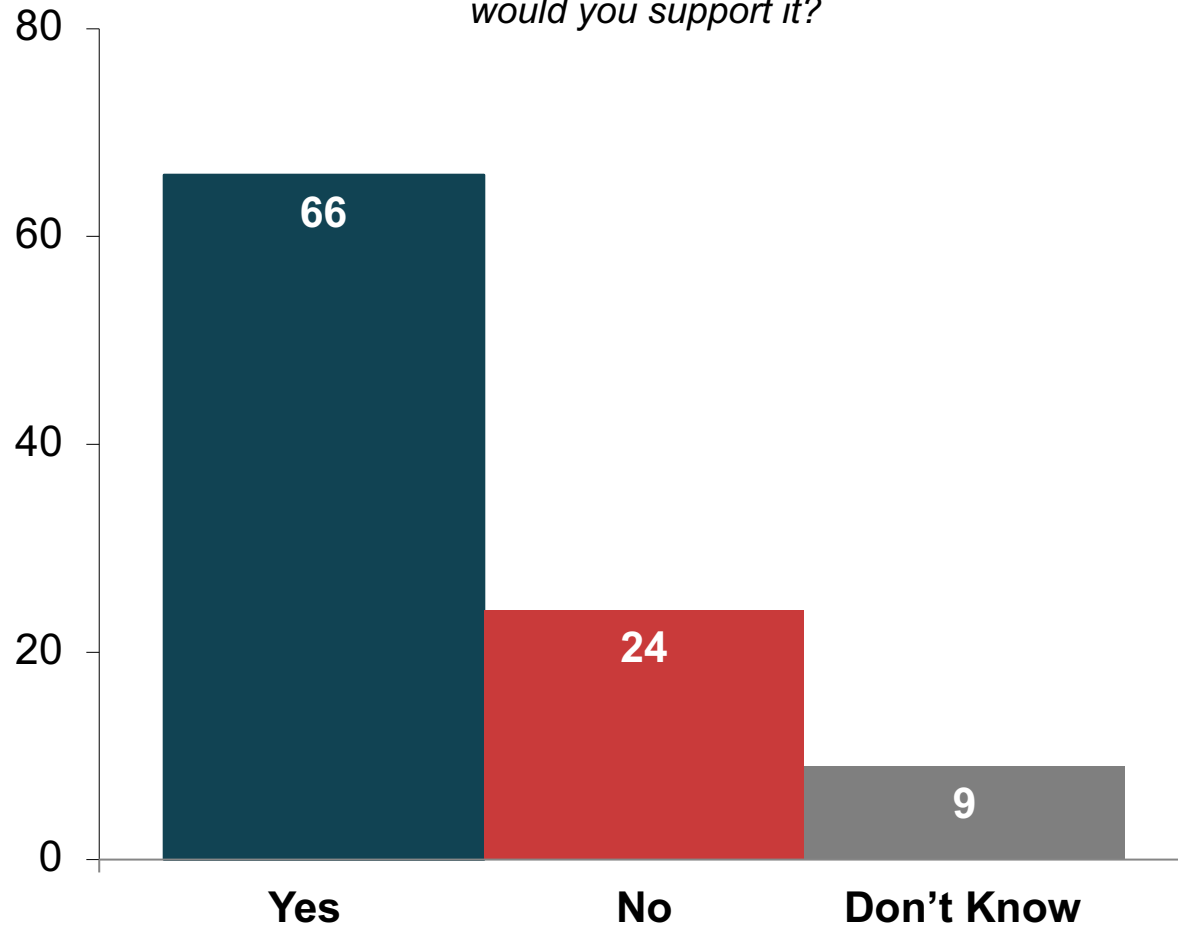
---



# Support for statehood is strong statewide, backed by two-thirds of New York Puerto Ricans.

Republican Puerto Ricans, men, and those in CD-07 are even more supportive of Puerto Rican statehood.

*If the U.S. Congress offered Puerto Rico statehood, would you support it?*

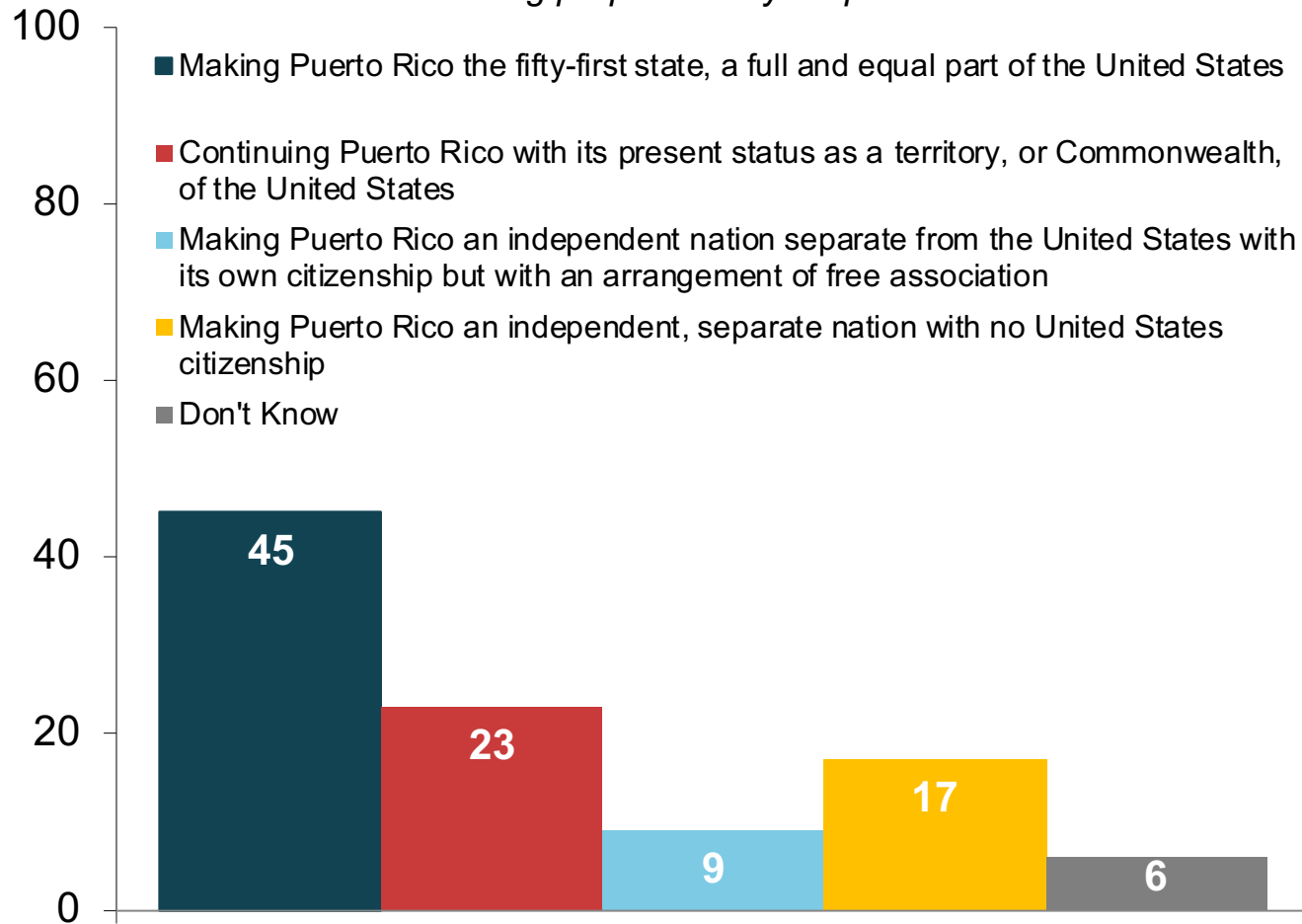


P.R. Statehood Support	Yes	No	Net Yes
<b>Statewide</b>	<b>66</b>	<b>24</b>	<b>+42</b>
Men	73	20	+53
Women	63	27	+36
Age 18-34	54	30	+24
Age 35-49	72	19	+53
Age 50-64	67	26	+41
Age 65+	70	23	+47
Democrat	65	26	+39
Republican	78	20	+58
Independent	67	22	+45
CD-7	69	18	+51
CD-15	68	25	+43

# A plurality support full statehood status for Puerto Rico. Nearly one-quarter prefer Puerto Rico to remain a Commonwealth territory.

Republicans and CD-07 voters are most supportive of statehood in this question. Millennials are most divided.

Regarding the status of Puerto Rico, which of the following proposals is your preference?

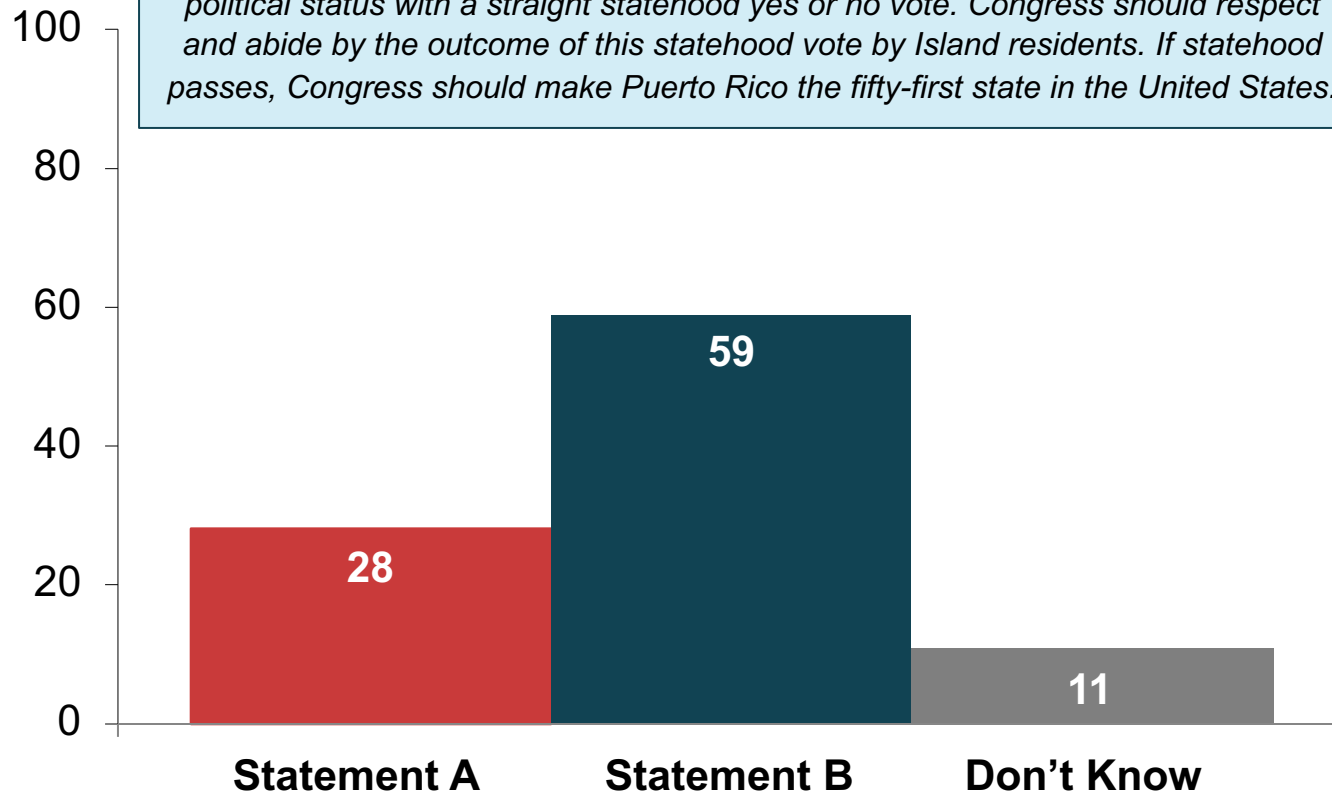


P.R. Statehood Proposals	Full Statehood	Remain Territory	Independent Nation
<b>Statewide</b>	<b>45</b>	<b>23</b>	<b>17</b>
Men	47	25	14
Women	44	23	18
Age 18-34	42	14	30
Age 35-49	51	19	15
Age 50-64	43	30	14
Age 65+	43	29	10
Democrat	42	25	18
Republican	58	10	15
Independent	46	26	13
CD-7	50	29	7
CD-15	42	26	14

# A majority support Puerto Rico holding a statehood vote and requiring Congress to respect the results of the referendum.

**Statement A:** Puerto Ricans in the Island should have the chance to determine their own political status with a referendum that includes a status option for a new form of Commonwealth. Congress should not support the outcome of any Island referendum that does not include a new form of Commonwealth option. Until then, Puerto Rico will continue to be a U.S. territory.

**Statement B:** It is time for Puerto Ricans in the Island to determine their own political status with a straight statehood yes or no vote. Congress should respect and abide by the outcome of this statehood vote by Island residents. If statehood passes, Congress should make Puerto Rico the fifty-first state in the United States.

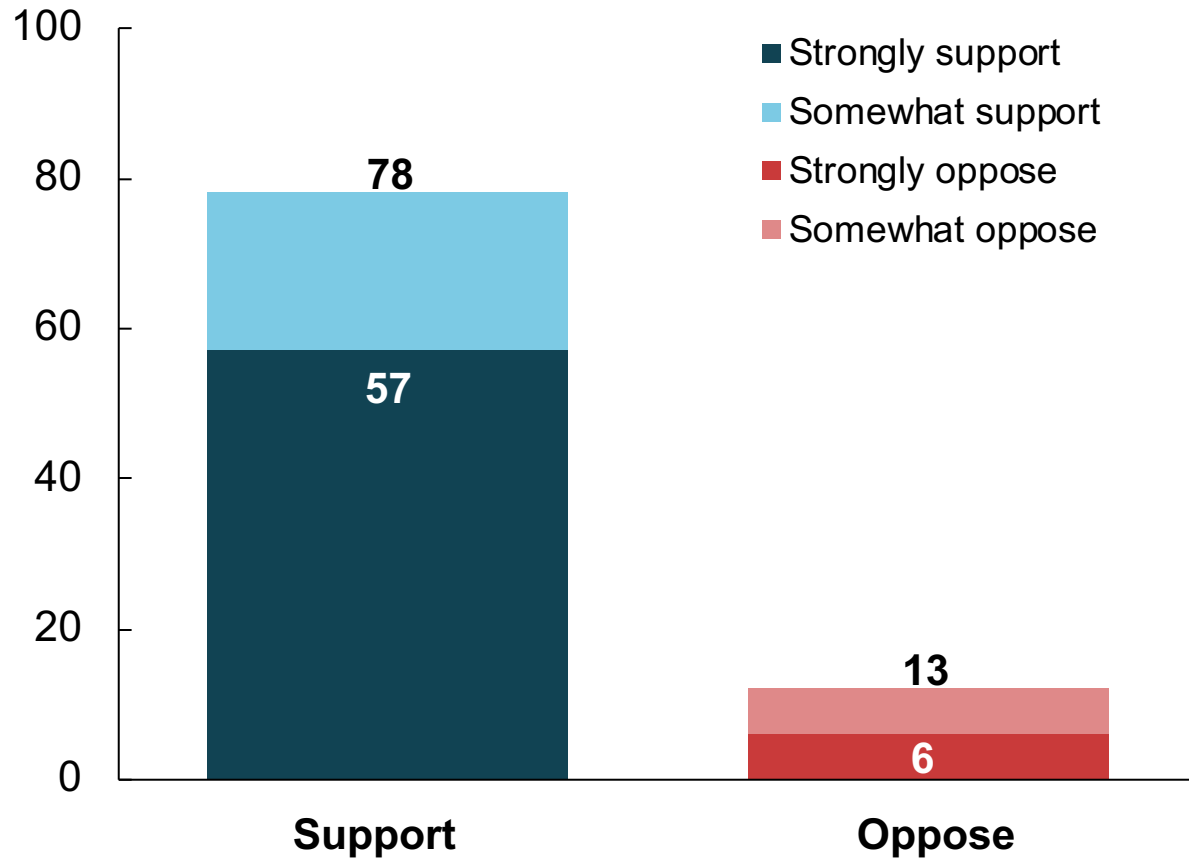


P.R. Statehood Paired Statements	Statement A	Statement B
<b>Statewide</b>	<b>28</b>	<b>59</b>
Men	32	59
Women	27	59
Age 18-34	30	64
Age 35-49	28	66
Age 50-64	32	54
Age 65+	22	52
Democrat	29	57
Republican	26	67
Independent	30	62
CD-7	19	64
CD-15	35	47

# More than three-fourths of New York Puerto Ricans support holding a statehood yes/no vote in 2020, and their support is intense (57% strongly support).

There is consensus support for a yes/no vote across gender, age, regional and political divides.

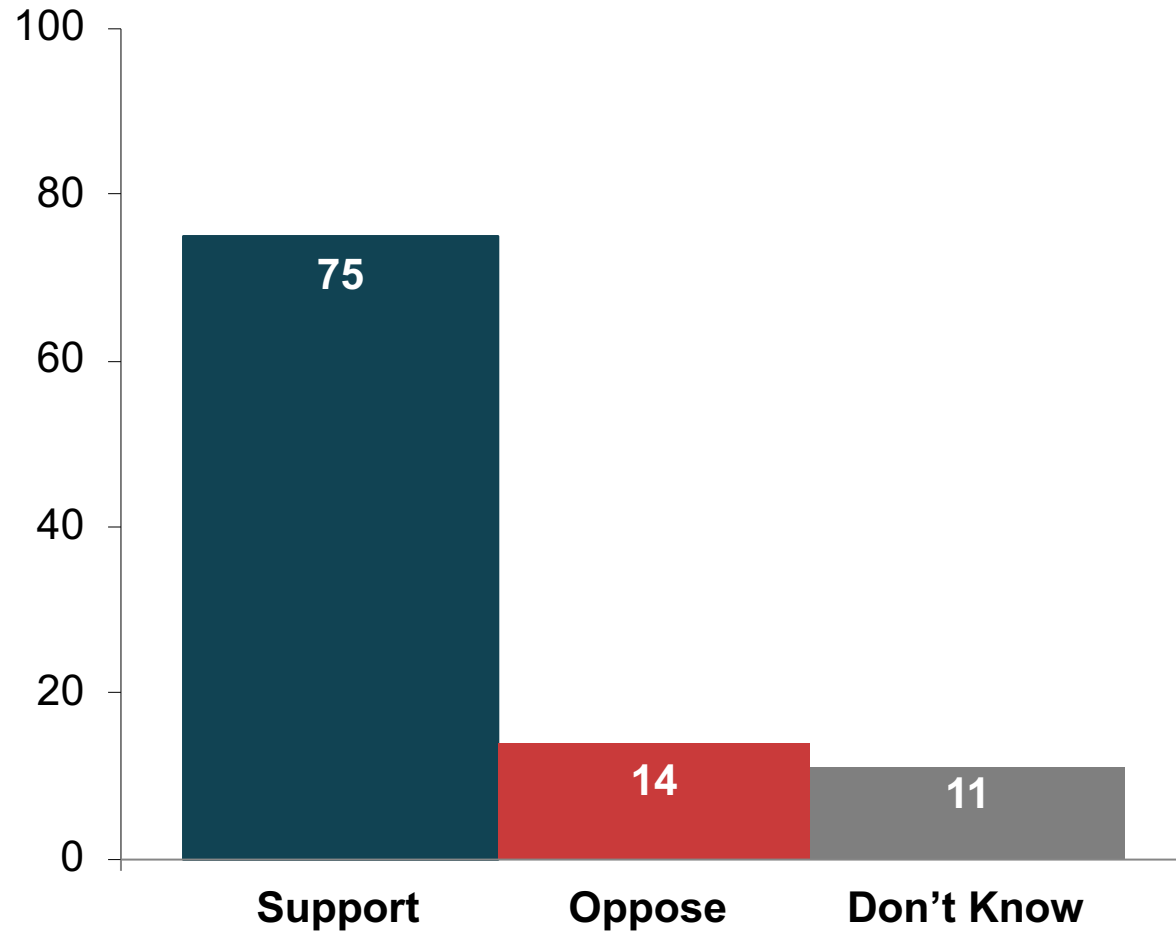
*Would you support or oppose Puerto Rico holding a straight statehood yes or no vote during its general election in November 2020?*



Support for Yes/No Statehood Vote	Support	Oppose	Net Support
<b>Statewide</b>	<b>78</b>	<b>13</b>	<b>+65</b>
Men	84	9	+75
Women	74	15	+59
Age 18-34	82	10	+72
Age 35-49	76	19	+57
Age 50-64	83	9	+74
Age 65+	70	13	+57
Democrat	76	15	+61
Republican	88	8	+80
Independent	78	8	+70
CD-7	82	10	+72
CD-15	80	9	+71

A supermajority (75%) say they would support the outcome of a yes/no statehood vote. This yes/no vote is a popular in every question asked during the survey.

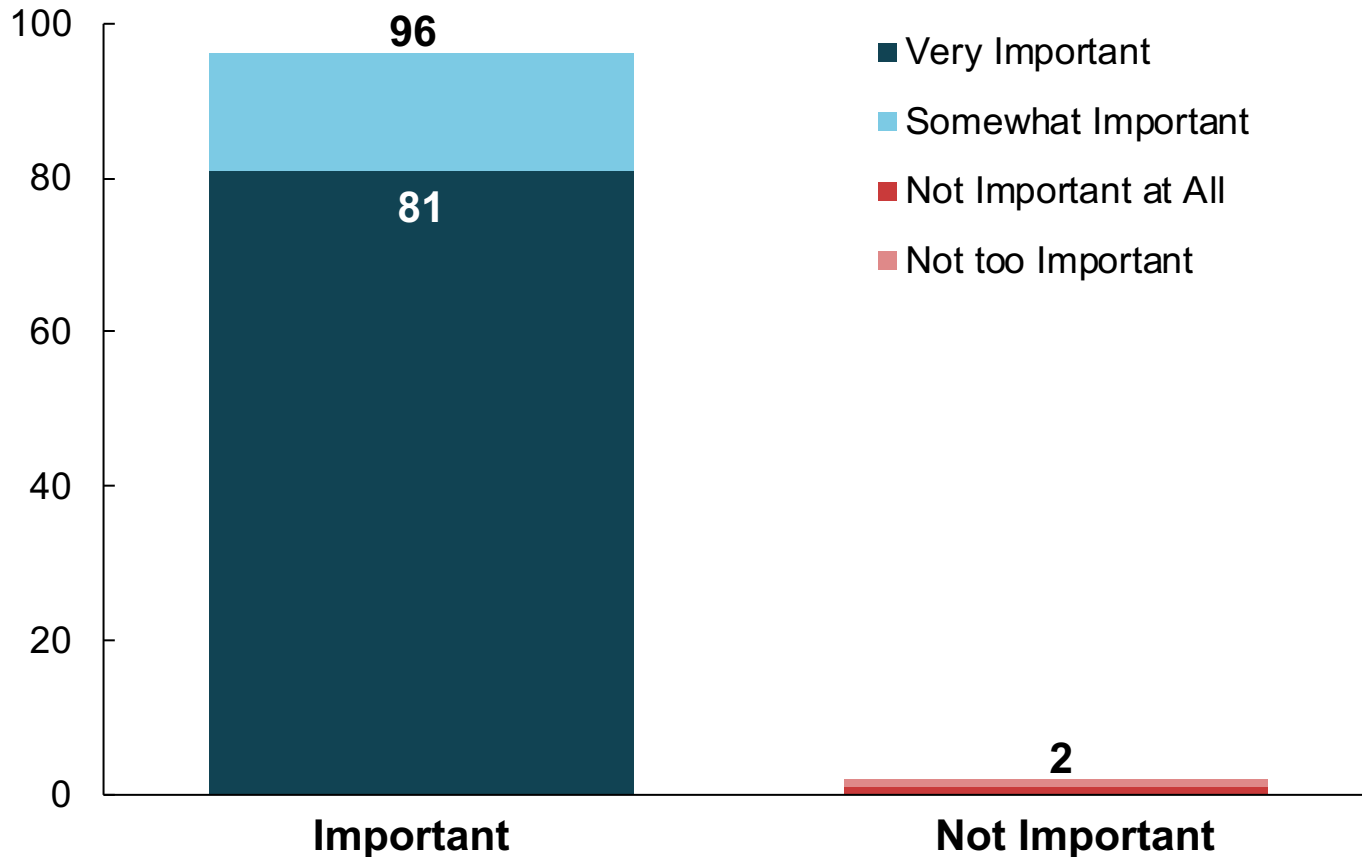
*If Puerto Ricans on the Island were to vote in favor of statehood in a yes / no vote, would you personally support or oppose the outcome of that election?*



Statehood Yes/No Vote Outcome	Support	Oppose	Net Support
<b>Statewide</b>	<b>75</b>	<b>14</b>	<b>+61</b>
Men	78	12	+66
Women	73	15	+58
Age 18-34	79	18	+61
Age 35-49	79	13	+66
Age 50-64	78	10	+68
Age 65+	63	19	+44
Democrat	74	15	+59
Republican	79	16	+63
Independent	74	12	+62
CD-7	74	13	+61
CD-15	75	12	+63

Virtually all New York Puerto Ricans think it's important that 2020 candidates focus on solutions to revive Puerto Rico's economy. Conditions on the island matter greatly across all demographic divides.

*Thinking about how you might vote in the Congressional and Presidential elections in 2020, how important is it for your vote that a candidate commits specific solutions to the economic recovery and well being of Puerto Ricans in the Island?*



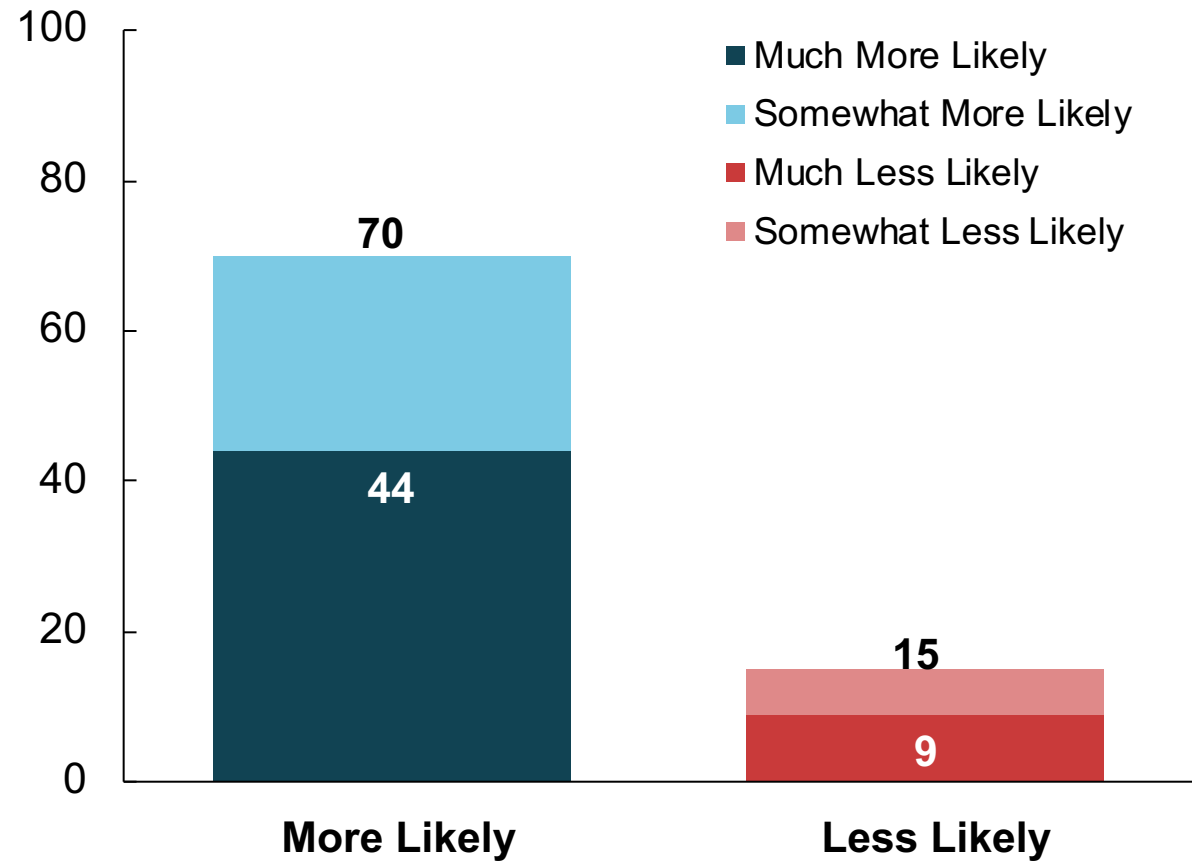
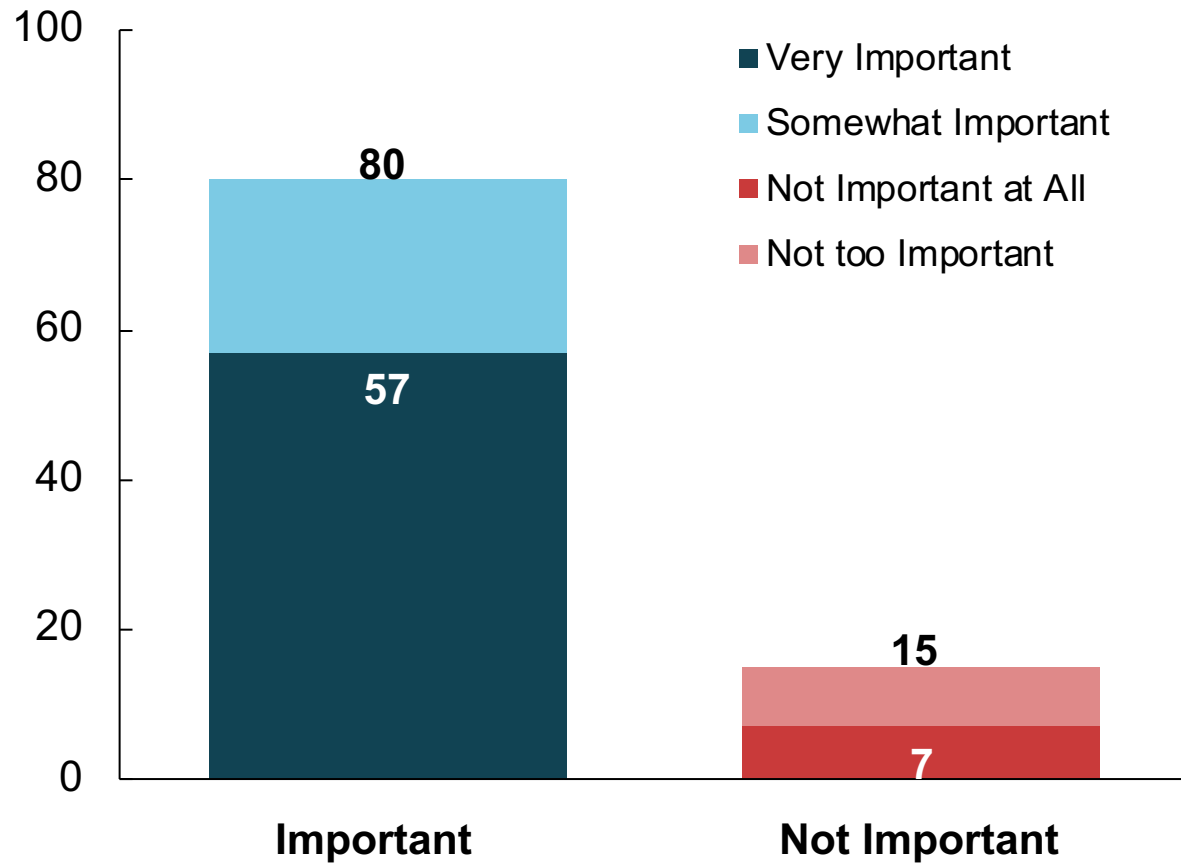
Importance of Economic Recovery	Important	Not Important
<b>Statewide</b>	<b>96</b>	<b>2</b>
Men	97	2
Women	95	2
Age 18-34	97	1
Age 35-49	96	4
Age 50-64	96	2
Age 65+	95	2
Democrat	98	1
Republican	90	8
Independent	94	5
CD-7	96	1
CD-15	96	2

# Eight-in-ten Puerto Ricans say statehood is important in their 2020 vote and 70% are more likely to vote for a candidate who aggressively pushes for P.R. statehood.

Much like our Florida surveys – being pro-statehood can help win Puerto Rican support at the ballot box.

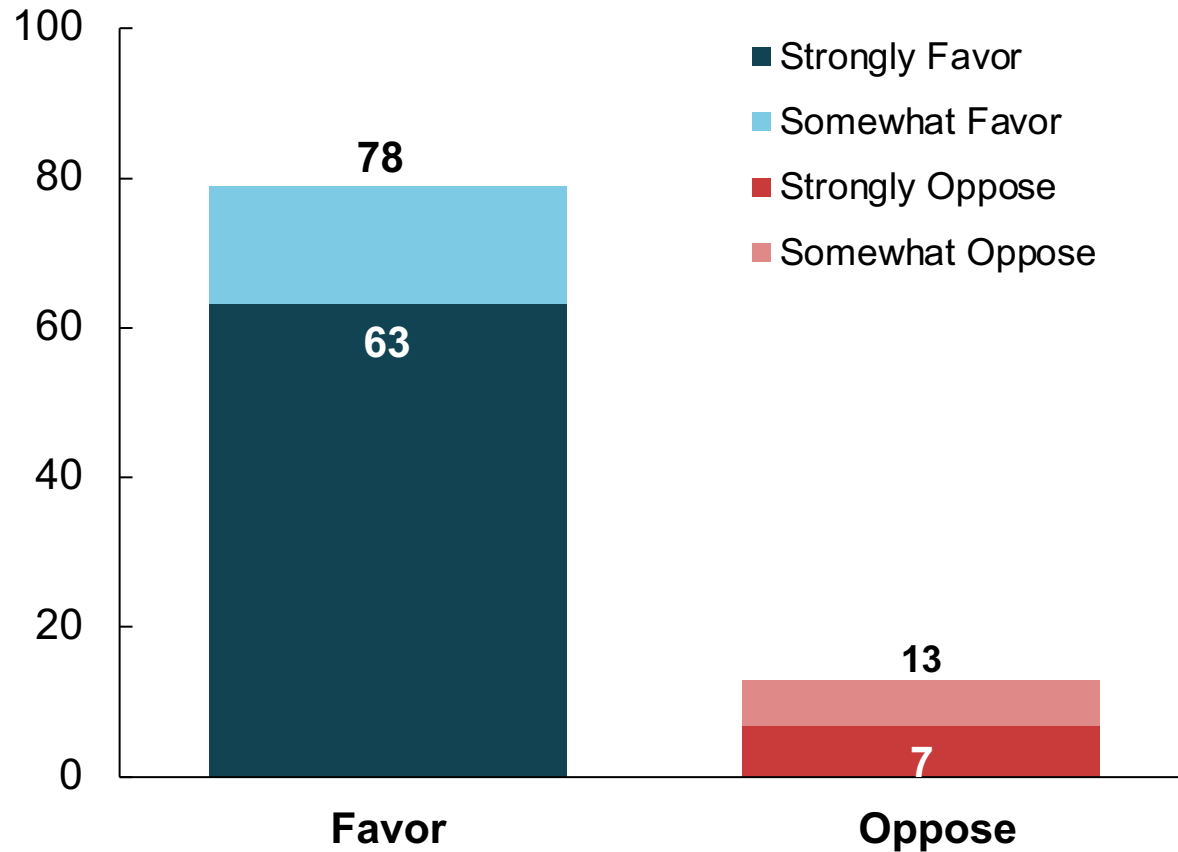
*Thinking about how you might vote in the Congressional and Presidential elections in 2020, how important is it for your vote that a candidate supports statehood for Puerto Rico?*

*And regardless of their political party, would you be more or less likely to vote for a candidate who will work aggressively to achieve U.S. statehood for Puerto Rico?*

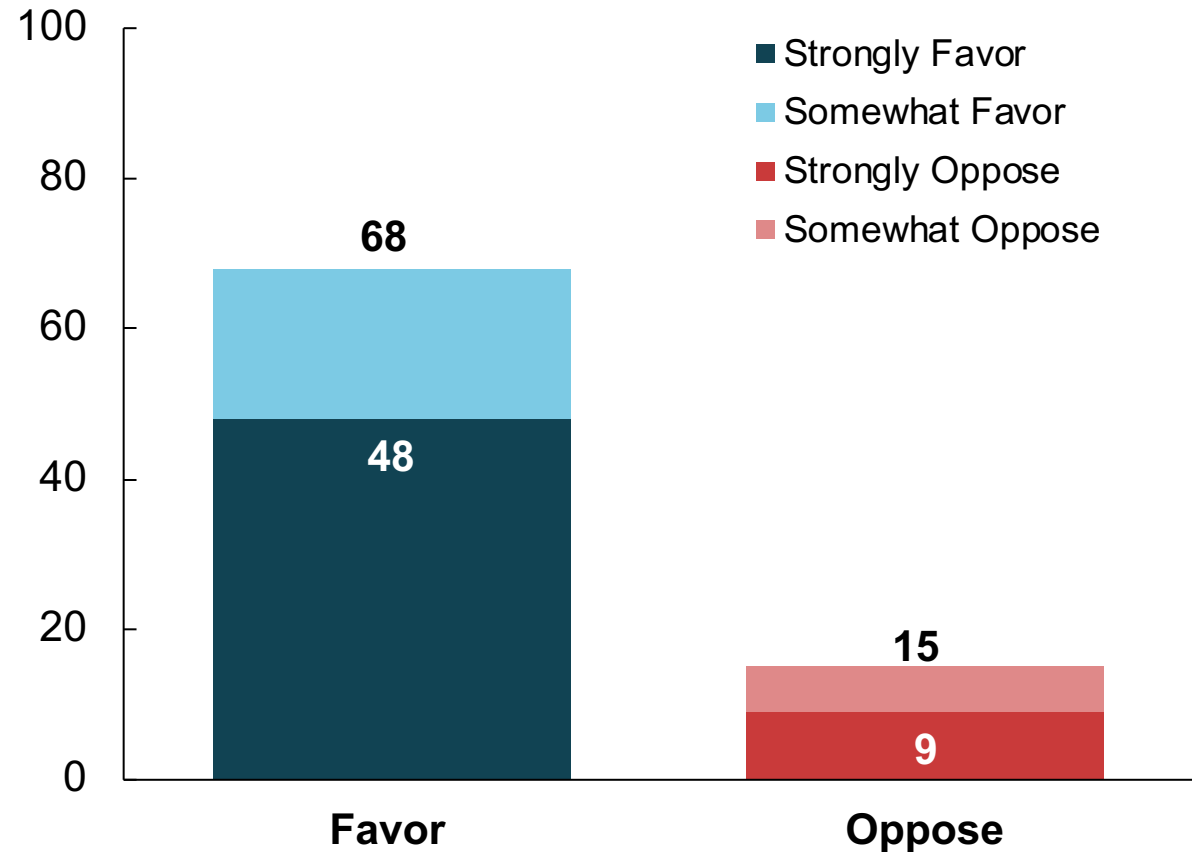


# Statehood now for Puerto Rico and Washington, D.C. are popular, although there's less intensity backing D.C. statehood.

*Do you favor or oppose statehood now for Puerto Rico, so that Puerto Rican citizens in the Island are represented with their own voting members of Congress and the same civil and political rights as all other U.S. citizens?*



*Do you favor or oppose statehood now for Washington, D.C., so that D.C. citizens are represented with their own voting members of Congress and the same civil and political rights as all other U.S. citizens?*

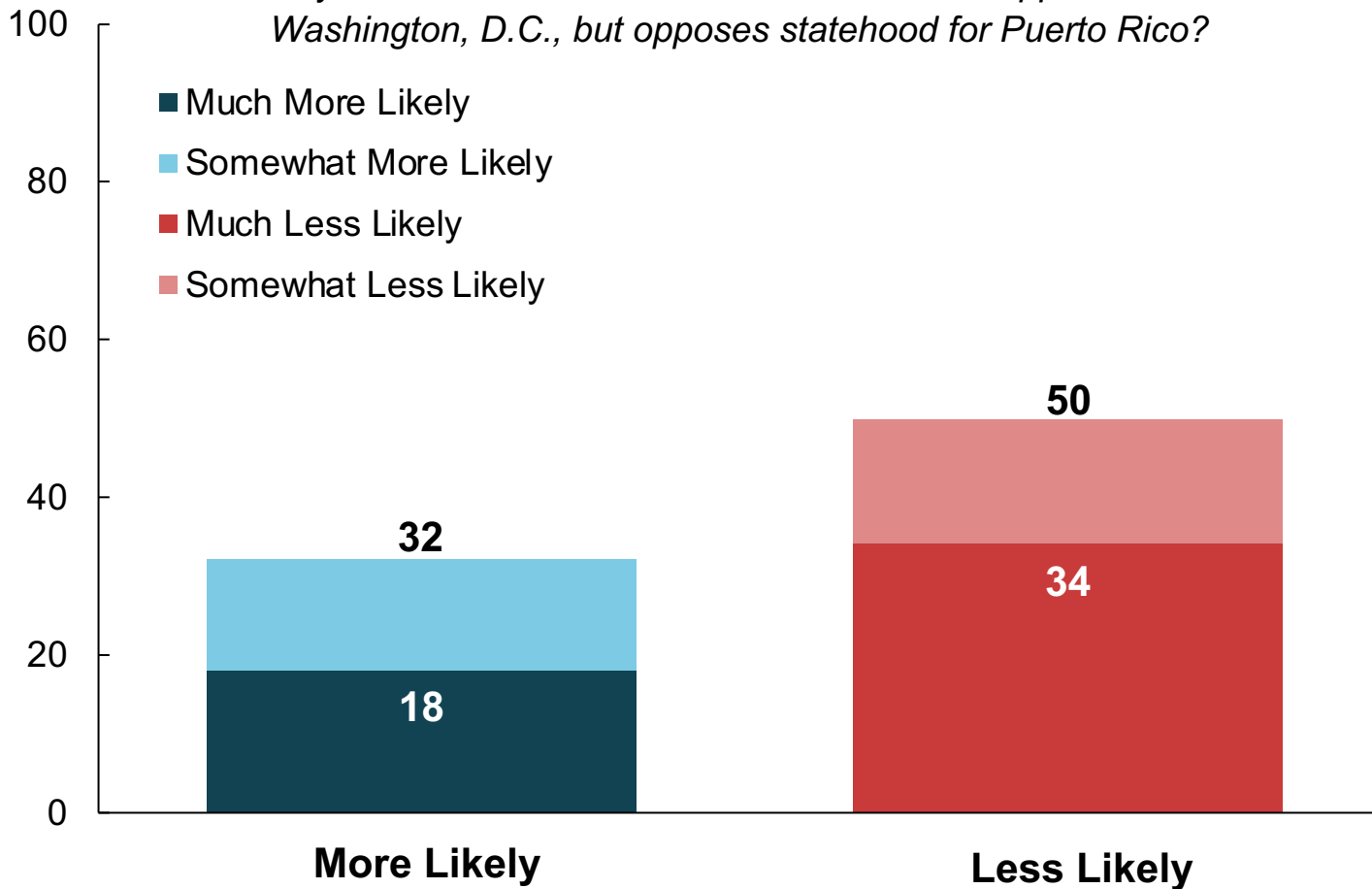




# There is the possibility of political blowback in New York for Democrats who would support D.C. statehood, yet oppose it for Puerto Rico.

This stance is politically damaging across most subgroups, but notably so among voters under 50, Republicans, and Independent voters.

Thinking about your vote for Congress and President in 2020, would you be more or less likely to vote for a Democratic candidate who supports statehood for Washington, D.C., but opposes statehood for Puerto Rico?

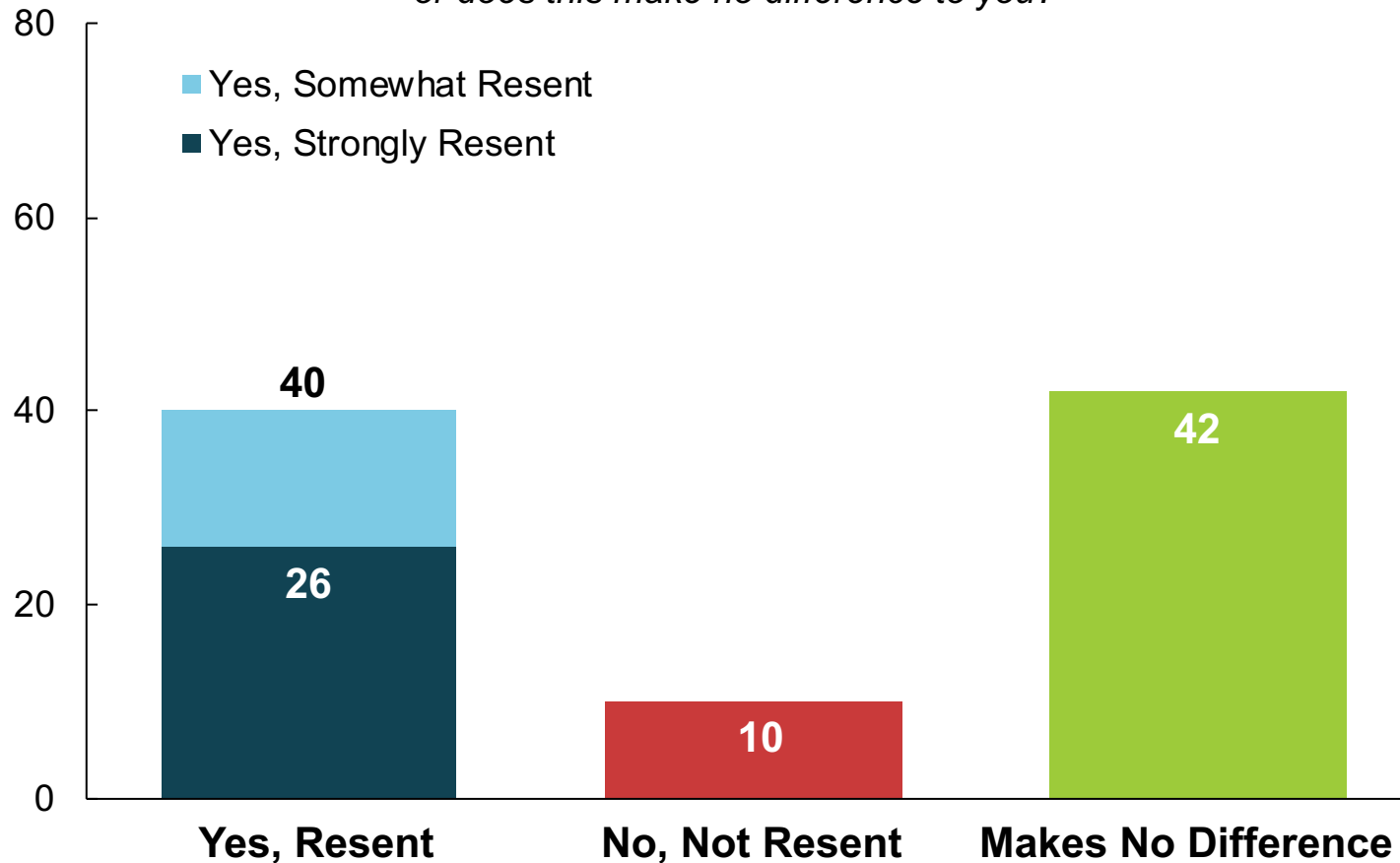


Pro D.C / Anti-P.R. Statehood	More Likely	Less Likely	Net
<b>Statewide</b>	<b>32</b>	<b>50</b>	<b>- 18</b>
Men	29	57	- 28
Women	33	46	- 13
Age 18-34	26	62	- 36
Age 35-49	28	57	- 29
Age 50-64	37	44	- 7
Age 65+	34	40	- 6
Democrat	35	48	- 13
Republican	19	65	- 46
Independent	28	51	- 23
CD-7	41	40	+1
CD-15	37	46	- 9

# Four-in-ten NY Puerto Ricans would resent Democrats who support statehood for D.C., but not Puerto Rico. This matches the number who say it makes no difference to them.

There's more pushback from the right and center, although more than one-third of Dems also express resentment under this scenario.

*As a Puerto Rican, would you resent Democrats in Congress who support statehood for Washington, D.C. and oppose it for Puerto Rico, or does this make no difference to you?*



Resent Dems Pro D.C / Anti Puerto Rico	Yes, Resent	Strongly Resent	Makes No Diff.
<b>Statewide</b>	<b>40</b>	<b>26</b>	<b>42</b>
Men	46	32	41
Women	36	23	43
Age 18-34	34	22	46
Age 35-49	41	28	43
Age 50-64	43	27	42
Age 65+	39	27	37
Democrat	36	23	43
Republican	55	28	40
Independent	50	39	40
CD-7	39	24	46
CD-15	38	23	41

# KEY TAKEAWAYS

---

# Key Takeaways

- There is solid support for statehood across virtually every Puerto Rican subgroup in New York. Support is a touch closer among Democrats, but they still lean toward statehood in every question asked.
- New York Puerto Ricans strongly support Puerto Rico's decision to hold a yes/ no referendum (78%), and a supermajority say Congress should support the results of that referendum (75%).
- Even in CD-07, there is clear support for statehood and Rep. Velázquez's Puerto Rican voters clearly support a yes/no vote in 2020.
- Persuadable and Independent Puerto Ricans are also pro-statehood and would resent a Democrat who backs D.C. statehood but opposes statehood status for Puerto Rico.
- These numbers are similar to our Florida polling and paint the picture that America's Puerto Rican population wants statehood, is ready to hold an election, and wants Congress to respect the outcome and will of the voters on the Island.